


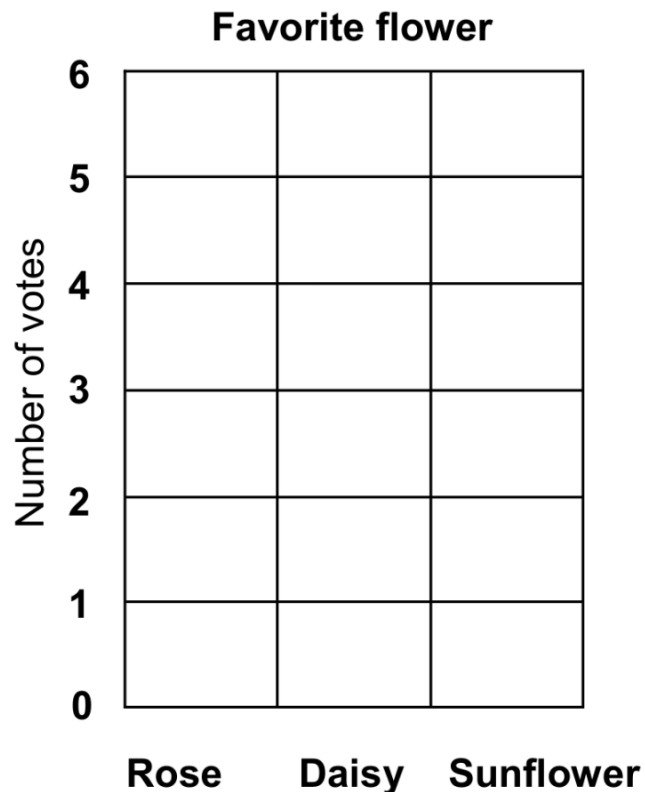


Favorite flower bar graph

A group of kids voted for their favorite flowers.
Create a bar graph and answer the questions.

Type of flower	Number of votes
 Rose	4
 Daisy	2
 Sunflower	6



- Which flower got the most votes? _____
- Which flower got the fewest votes? _____
- How many more votes did the rose have than the daisy? _____
- How many votes were there in all? _____