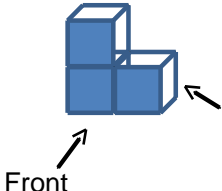
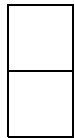
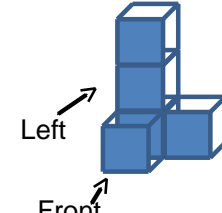

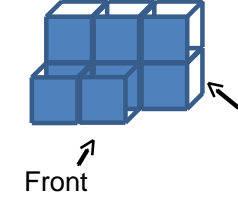
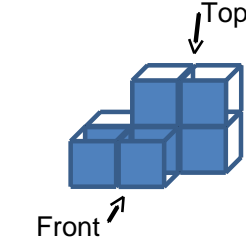


### Drawing views of 3-D models

Grade 5 Geometry Worksheet

Draw the appropriate view for each of the models.

 <p>Front</p>	<p>Front view</p>	<p>Right view</p> 
 <p>Left</p> <p>Front</p>	<p>Front view</p>	<p>Left view</p>
 <p>Left</p> <p>Right</p>	<p>Left view</p>	<p>Right view</p>
 <p>Front</p>	<p>Front view</p>	<p>Right view</p>
 <p>Top</p> <p>Front</p>	<p>Top view</p>	<p>Front view</p>