












### Notepads and pencils pictograph

Count how many notepads and pencils were sold by each shop. Study the pictograph and answer the questions below.

Shop	Number of notepads	Shop	Number of pencils
Shop A		Shop A	
Shop B		Shop B	
Shop C		Shop C	
Shop D		Shop D	

 = 50 notepads     = 25 notepads

 = 20 pencils     = 10 pencils

- How many notepads were sold by shop B? \_\_\_\_\_
- Which shop sold a total of 125 notepads? \_\_\_\_\_
- How many more notepads were sold by shop C than shop A? \_\_\_\_\_
- Which shop sold the fewest pencils? \_\_\_\_\_
- What is the total number of pencils sold by all the shops? \_\_\_\_\_
- Which shop sold the same number of notepads and pencils? \_\_\_\_\_