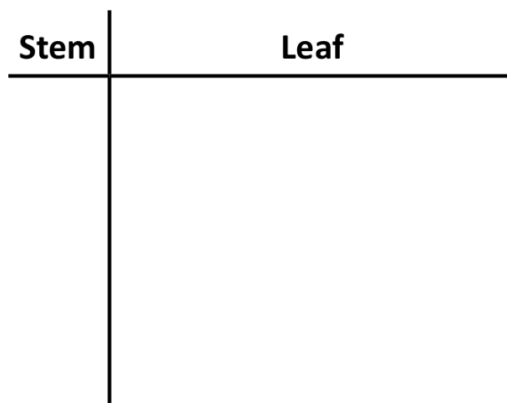


Stem-and-leaf plots

Make stem-and-leaf plots of the following data:

1) The scores of the Grade 4 pupils in their English test last week are given below.


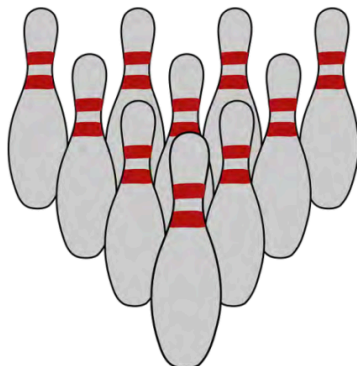
12 31 29 52 47 20 58 43
46 23 51 14 55 34 23 35



Key: 4 | 3 = _____

2) A bowler's score for her 10 games in the competition are shown below.

209 191 218 228 206 218 213 227 218 207



Key: 21 | 3 = _____