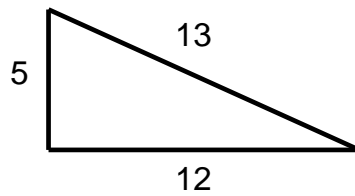


Area of shapes

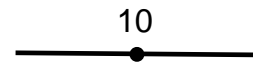
Grade 6 Geometry Worksheet

All dimensions shown are inches. Find the areas in square inches.

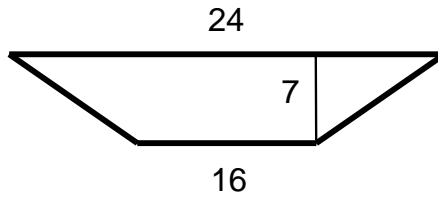
1)



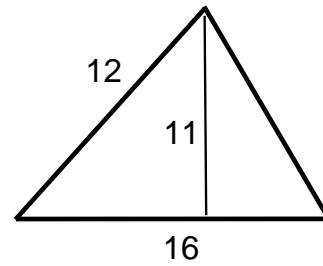
2)



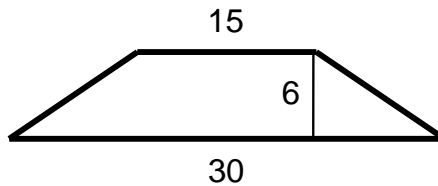
3)



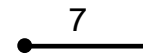
4)




5)



6)



7)



8)

