

RELATIONAL SUBTRACTION

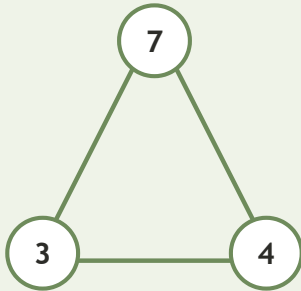
Worksheet 3 • Connect the Number Family

Objective: Use addition and subtraction facts that belong together.

DO THIS Use the three numbers to write the whole fact family.

EXAMPLE Use the same numbers to complete every related equation.

EXAMPLE



$$\begin{aligned} 3 + 4 &= 7 \\ 4 + 3 &= 7 \\ 7 - 3 &= 4 \\ 7 - 4 &= 3 \end{aligned}$$

GUIDED PRACTICE Complete each fact family.

1

$$\begin{aligned} 6 + 3 &= \square \\ 3 + 6 &= \square \\ 9 - 6 &= \square \\ 9 - 3 &= \square \end{aligned}$$

2

$$\begin{aligned} 4 + 9 &= \square \\ 9 + 4 &= \square \\ 13 - 4 &= \square \\ 13 - 9 &= \square \end{aligned}$$

INDEPENDENT PRACTICE Write the missing fact.

1 $12 - \square = 5$

2 $\square - 10 = 2$

3 $16 - 8 = \square$

4 $4 + \square = 13$

5

6 $\square - 2 = 18$

7 $13 - 4 = \square$

8 $9 + \square = 15$

9 $12 - \square = 11$

10

BUILD IT BACK Prove the subtraction with addition.

1 $19 - 7 = \square$
Check: $7 + \square = 19$

2 $13 - 12 = \square$
Check: $12 + \square = 13$

3 $19 - 6 = \square$
Check: $6 + \square = 19$

I connected: addition subtraction both

TEACHER EDITION

RELATIONAL SUBTRACTION

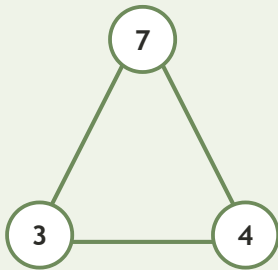
Worksheet 3 • Connect the Number Family

Objective: Use addition and subtraction facts that belong together.

DO THIS Use the three numbers to write the whole fact family.

EXAMPLE Use the same numbers to complete every related equation.

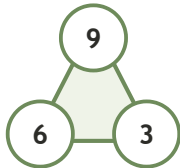
EXAMPLE



$$\begin{aligned} 3 + 4 &= 7 \\ 4 + 3 &= 7 \\ 7 - 3 &= 4 \\ 7 - 4 &= 3 \end{aligned}$$

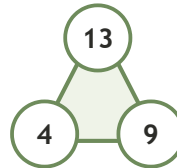
GUIDED PRACTICE Complete each fact family.

1



$$\begin{aligned} 6 + 3 &= \underline{9} \\ 3 + 6 &= \underline{9} \\ 9 - 6 &= \underline{3} \\ 9 - 3 &= \underline{6} \end{aligned}$$

2



$$\begin{aligned} 4 + 9 &= \underline{13} \\ 9 + 4 &= \underline{13} \\ 13 - 4 &= \underline{9} \\ 13 - 9 &= \underline{4} \end{aligned}$$

INDEPENDENT PRACTICE Write the missing fact.

- | | | | | |
|-----------------------------|-----------------------------|----------------------------|-----------------------------|---------------------------|
| 1 $12 - \underline{7} = 5$ | 2 $\underline{12} - 10 = 2$ | 3 $16 - 8 = \underline{8}$ | 4 $4 + \underline{9} = 13$ | 5 $20 - \underline{17}$ |
| 6 $\underline{20} - 2 = 18$ | 7 $13 - 4 = \underline{9}$ | 8 $9 + \underline{6} = 15$ | 9 $12 - \underline{1} = 11$ | 10 $\underline{17} - 8 =$ |

BUILD IT BACK Prove the subtraction with addition.

- | | | |
|---|---|---|
| 1 $19 - 7 = \underline{12}$
Check: $7 + \underline{12} = 19$ | 2 $13 - 12 = \underline{1}$
Check: $12 + \underline{1} = 13$ | 3 $19 - 6 = \underline{13}$
Check: $6 + \underline{13} = 19$ |
|---|---|---|

TEACHER NOTES Answer key & guidance

Answers: 7, 12, 8, 9, 17, 20, 9, 6, 1, 17
Common error: Treating addition and subtraction as unrelated rules

Strategy: Part + part = whole; whole - part = part
Prompt: "What whole do these two parts build?"

I connected: addition subtraction both