

FRACTIONS

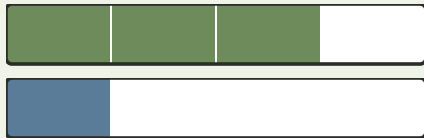
Relationship Lab • Subtract with a Shared Unit

Objective: *Subtract fractions that share the same unit.*

DO THIS Make sure both fractions share a unit, then subtract the numerators.

SHARED UNIT Same denominator → subtract the numerators.

EXAMPLE



The unit is fourths.

$$\frac{3}{4} - \frac{1}{4} = \frac{2}{4}$$

MODEL THE DIFFERENCE Cross out the parts subtracted, then write the difference.

1




$$\frac{3}{4} - \frac{1}{4} = \square$$

2



$$\frac{2}{2} - \frac{1}{2} = \square$$

3



$$\frac{4}{4} - \frac{2}{4} = \square$$

INDEPENDENT PRACTICE Subtract. Keep the same unit.

1 $\frac{3}{4} - \frac{2}{4} = \square$

2 $\frac{4}{4} - \frac{1}{4} = \square$

3 $\frac{2}{4} - \frac{1}{4} = \square$

4 $\frac{4}{4} - \frac{3}{4} = \square$

The unit (denominator): stayed the same told me the part size

TEACHER EDITION

FRACTIONS

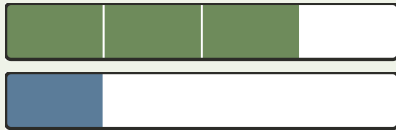
Relationship Lab • Subtract with a Shared Unit

Objective: *Subtract fractions that share the same unit.*

DO THIS Make sure both fractions share a unit, then subtract the numerators.

SHARED UNIT Same denominator → subtract the numerators.

EXAMPLE



The unit is fourths.

$$\frac{3}{4} - \frac{1}{4} = \frac{2}{4}$$

MODEL THE DIFFERENCE Cross out the parts subtracted, then write the difference.

1



$$\frac{3}{4} - \frac{1}{4} = \frac{2}{4}$$

2



$$\frac{2}{2} - \frac{1}{2} = \frac{1}{2}$$

3



$$\frac{4}{4} - \frac{2}{4} = \frac{2}{4}$$

INDEPENDENT PRACTICE Subtract. Keep the same unit.

1 $\frac{3}{4} - \frac{2}{4} = \frac{1}{4}$

2 $\frac{4}{4} - \frac{1}{4} = \frac{3}{4}$

3 $\frac{2}{4} - \frac{1}{4} = \frac{1}{4}$

4 $\frac{4}{4} - \frac{3}{4} = \frac{1}{4}$

TEACHER NOTES Answer key & guidance

Answers: numerator differences over the shared denominator
Common error: Subtracting the denominators too

Strategy: Subtract numerators; the denominator names the unit
Prompt: "What is the unit being counted?"

The unit (denominator): stayed the same told me the part size

