

COUNTING & CARDINALITY

LABORATORY · L2

Counting Scattered Sets • Explain

Objective: *Check a count by counting again.*

DO THIS Count once. Then draw to check.

PROVE Draw the right number, then count to check.

EXAMPLE

3

Draw 3.

DRAW AND CHECK Draw the number. Count to be sure.

Draw 3.

1

Draw 6.


2

Draw 8.

3

COUNT AND WRITE Count each set to check.

1




→

2



→

3



→

4



→

I counted by: touching each saying the last number checking twice

TEACHER EDITION

COUNTING & CARDINALITY

LABORATORY · L2

Counting Scattered Sets • Explain

Objective: *Check a count by counting again.*

DO THIS Count once. Then draw to check.


PROVE Draw the right number, then count to check.

EXAMPLE

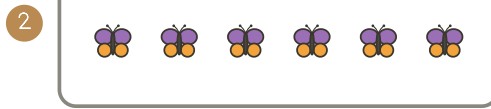


DRAW AND CHECK Draw the number. Count to be sure.

Draw 3.





Draw 6.



Draw 8.



COUNT AND WRITE Count each set to check.



TEACHER NOTES Answer key & guidance

Answers: see page
Common error: Accepting an answer without checking it.

Strategy: Accept matching, counting, or rebuilding as valid proof.
Prompt: "Show me how you know."

I counted by: touching each saying the last number checking twice