

## FRACTIONS

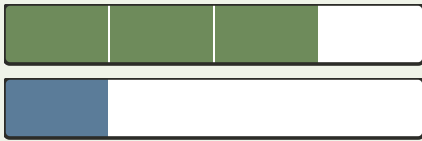
Relationship Lab • Subtract with a Shared Unit

Objective: *Subtract fractions that share the same unit.*

**DO THIS** Make sure both fractions share a unit, then subtract the numerators.

**SHARED UNIT** Same denominator → subtract the numerators.

EXAMPLE



The unit is fourths.

$$\frac{3}{4} - \frac{1}{4} = \frac{2}{4}$$

**MODEL THE DIFFERENCE** Cross out the parts subtracted, then write the difference.

1



$$\frac{2}{3} - \frac{1}{3} = \square$$

2



$$\frac{3}{6} - \frac{2}{6} = \square$$

3



$$\frac{3}{3} - \frac{1}{3} = \square$$

4



$$\frac{6}{6} - \frac{2}{6} = \square$$

**INDEPENDENT PRACTICE** Subtract. Keep the same unit.

1  $\frac{2}{6} - \frac{1}{6} = \square$

2  $\frac{2}{4} - \frac{1}{4} = \square$

3  $\frac{5}{6} - \frac{1}{6} = \square$

4  $\frac{3}{4} - \frac{2}{4} = \square$

5  $\frac{5}{6} - \frac{2}{6} = \square$

6  $\frac{4}{6} - \frac{3}{6} = \square$

The unit (denominator):  stayed the same  told me the part size

TEACHER EDITION

## FRACTIONS

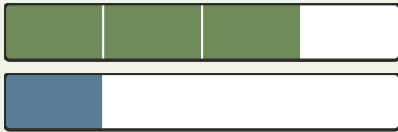
Relationship Lab • Subtract with a Shared Unit

Objective: *Subtract fractions that share the same unit.*

**DO THIS** Make sure both fractions share a unit, then subtract the numerators.

**SHARED UNIT** Same denominator → subtract the numerators.

EXAMPLE




The unit is fourths.

$$\frac{3}{4} - \frac{1}{4} = \frac{2}{4}$$

**MODEL THE DIFFERENCE** Cross out the parts subtracted, then write the difference.

1



$$\frac{2}{3} - \frac{1}{3} = \frac{1}{3}$$

2



$$\frac{3}{6} - \frac{2}{6} = \frac{1}{6}$$

3



$$\frac{3}{3} - \frac{1}{3} = \frac{2}{3}$$

4



$$\frac{6}{6} - \frac{2}{6} = \frac{4}{6}$$

**INDEPENDENT PRACTICE** Subtract. Keep the same unit.

1  $\frac{2}{6} - \frac{1}{6} = \frac{1}{6}$

2  $\frac{2}{4} - \frac{1}{4} = \frac{1}{4}$

3  $\frac{5}{6} - \frac{1}{6} = \frac{4}{6}$

4  $\frac{3}{4} - \frac{2}{4} = \frac{1}{4}$

5  $\frac{5}{6} - \frac{2}{6} = \frac{3}{6}$

6  $\frac{4}{6} - \frac{3}{6} = \frac{1}{6}$

**TEACHER NOTES** Answer key & guidance

Answers: numerator differences over the shared denominator  
Common error: Subtracting the denominators too

Strategy: Subtract numerators; the denominator names the unit  
Prompt: "What is the unit being counted?"

The unit (denominator):  stayed the same  told me the part size