

## MEASUREMENT & TIME

QUARTER 4 • WEEK 32

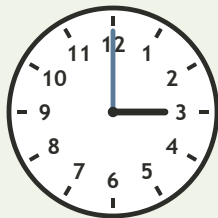
Time and Sequence • Connect

Objective: *Read time to the hour.*

**DO THIS** Look at the hour hand. Write the time.

**DISCOVER** The short hand shows the hour.


**EXAMPLE**



3 : 00


**READ THE CLOCK** Write the time to the hour.

1




\_\_\_\_\_ : 00

2




\_\_\_\_\_ : 00

3



\_\_\_\_\_ : 00

4



\_\_\_\_\_ : 00

I compared:  length  time  value



TEACHER EDITION

## MEASUREMENT & TIME

QUARTER 4 • WEEK 32


Time and Sequence • Connect

Objective: *Read time to the hour.*

**DO THIS** Look at the hour hand. Write the time.

**DISCOVER** The short hand shows the hour.


EXAMPLE



3 : 00


**READ THE CLOCK** Write the time to the hour.

1




1:00

2




4:00

3



12:00

4



6:00

**TEACHER NOTES** Answer key & guidance

Answers: see page

Common error: Treating the picture and the symbol as unrelated.

Strategy: Link the model to the numeral or equation aloud.

Prompt: "Show me how you know."

I compared:  length  time  value

