

## COUNTING & CARDINALITY

QUARTER 2 • WEEK 10

Count 6 and 7 • Apply

Objective: *Count objects in real pictures.*

**DO THIS** Count each set. Write how many.

**APPLY** Count carefully — they are mixed up.

**EXAMPLE**



6


**COUNT EACH SET** Write how many.

1



→

2



-

3



→

4



-

**COUNT AND WRITE** Keep going!

1



→

2



→

3



→

4



→

I counted by:  touching each  saying the last number  checking twice

## COUNTING & CARDINALITY

Count 6 and 7 • Apply

Objective: *Count objects in real pictures.*

**DO THIS** Count each set. Write how many.

**APPLY** Count carefully — they are mixed up.

EXAMPLE




6


**COUNT EACH SET** Write how many.



4



7



6



6

**COUNT AND WRITE** Keep going!



3



3



3



1

**TEACHER NOTES** Answer key & guidance

Answers: see page  
Common error: Choosing an operation before understanding the situation.

Strategy: Read each situation aloud; let the child interpret first.  
Prompt: "Show me how you know."

I counted by:  touching each  saying the last number  checking twice