

## PATTERNS & LOGIC























QUARTER 4 • WEEK 35

Logic and Cumulative Review • Apply

Objective: *Finish each pattern.*

**DO THIS** Draw the next two shapes in each pattern.

**CONTINUE EACH PATTERN** Draw the next two.

				<input type="text"/>	<input type="text"/>		
						<input type="text"/>	<input type="text"/>
						<input type="text"/>	<input type="text"/>
						<input type="text"/>	<input type="text"/>

The rule was:  repeat the unit  grow by one  I made my own

TEACHER EDITION

## PATTERNS & LOGIC


QUARTER 4 • WEEK 35

Logic and Cumulative Review • Apply

Objective: *Finish each pattern.*

**DO THIS** Draw the next two shapes in each pattern.

**CONTINUE EACH PATTERN** Draw the next two.



**TEACHER NOTES** Answer key & guidance

Answers: see page

Strategy: Read each situation aloud; let the child interpret first.

Common error: Choosing an operation before understanding the situation.

Prompt: "Show me how you know."

The rule was:  repeat the unit  grow by one  I made my own

