

## COUNTING & CARDINALITY

QUARTER 2 • WEEK 10

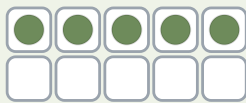
Count 6 and 7 • Model

Objective: Show each quantity on a ten frame.

**DO THIS** Fill the frame, then write the number.

**MODEL** One counter in each box.

**EXAMPLE**



5

**BUILD THE NUMBER** Fill the frame to match.

1




2




3




4




**COUNT AND WRITE** Count each set. Write how many.

1



→

2



→

3



→

4



→

I counted by:  touching each  saying the last number  checking twice

TEACHER EDITION

## COUNTING & CARDINALITY

QUARTER 2 • WEEK 10


Count 6 and 7 • Model

Objective: Show each quantity on a ten frame.

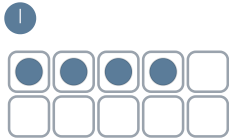
**DO THIS** Fill the frame, then write the number.

**MODEL** One counter in each box.

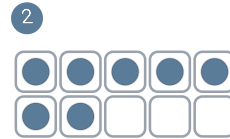
EXAMPLE



**BUILD THE NUMBER** Fill the frame to match.



4



7

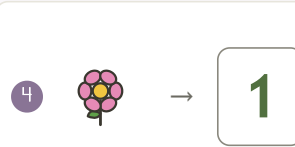
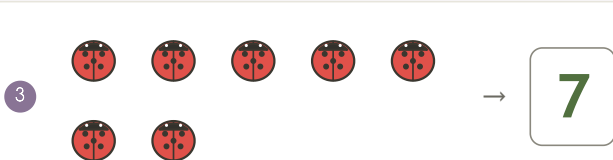
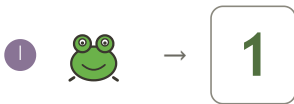


5



2

**COUNT AND WRITE** Count each set. Write how many.



**TEACHER NOTES** Answer key & guidance

Answers: see page  
Common error: A model that does not match the labelled number.

Strategy: Have the child build the model before recording.  
Prompt: "Show me how you know."

I counted by:  touching each  saying the last number  checking twice