

## MEASUREMENT & TIME

QUARTER 4 • WEEK 32

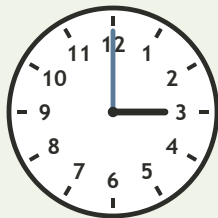
Time and Sequence • Apply

Objective: *Read time to the hour.*

**DO THIS** Look at the hour hand. Write the time.

**DISCOVER** The short hand shows the hour.


**EXAMPLE**



3 : 00


**READ THE CLOCK** Write the time to the hour.

1




\_\_\_\_\_ : 00

2




\_\_\_\_\_ : 00

3



\_\_\_\_\_ : 00

4



\_\_\_\_\_ : 00

I compared:  length  time  value



## MEASUREMENT & TIME


Time and Sequence • Apply

Objective: *Read time to the hour.*

**DO THIS** Look at the hour hand. Write the time.


**DISCOVER** The short hand shows the hour.

EXAMPLE




**READ THE CLOCK** Write the time to the hour.

1




3:00

2




5:00

3



2:00

4



8:00

**TEACHER NOTES** Answer key & guidance

Answers: see page  
Common error: Choosing an operation before understanding the situation.

Strategy: Read each situation aloud; let the child interpret first.  
Prompt: "Show me how you know."

I compared:  length  time  value

