

RELATIONAL SUBTRACTION

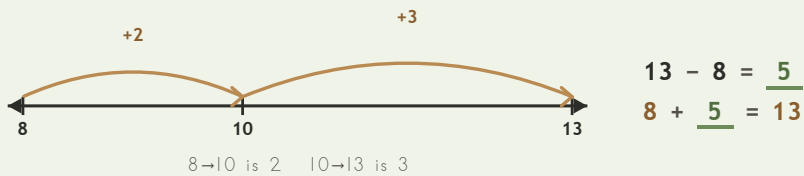
Worksheet 4 • Strategy Paths

Objective: *Count up through a friendly ten to find the difference.*

DO THIS Start at the smaller number. Jump to ten, then continue to the larger number.

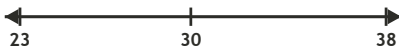
EXAMPLE Start at the smaller number. Jump to ten, then to the larger number.

EXAMPLE



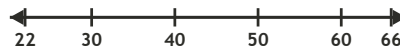
GUIDED PRACTICE Draw each jump on the number line, then write the difference.

1



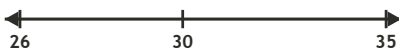
$38 - 23 = \square$

2



$66 - 22 = \square$

3



$35 - 26 = \square$

INDEPENDENT PRACTICE Find the change.

1 $871 - 106 = \square$

2 $591 - 173 = \square$

3 $710 - 354 = \square$

4 $741 - 433 = \square$

5 $550 - 257 = \square$

6 $886 - 697 = \square$

7 $602 - 149 = \square$

8 $523 - 469 = \square$

9 $878 - 339 = \square$

BUILD IT BACK Solve, then prove by adding the part back to the whole.

1 $871 - 106 = \square$
 check: $106 + \square = 871$

2 $591 - 173 = \square$
 check: $173 + \square = 591$

3 $710 - 354 = \square$
 check: $354 + \square = 710$

I used: jump to ten direct counting both

TEACHER EDITION

RELATIONAL SUBTRACTION

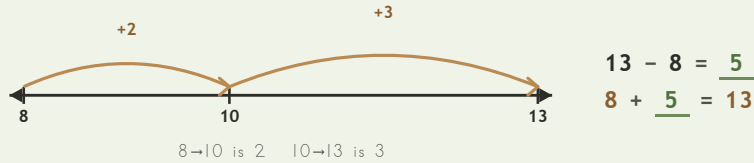
Worksheet 4 • Strategy Paths

Objective: *Count up through a friendly ten to find the difference.*

DO THIS Start at the smaller number. Jump to ten, then continue to the larger number.

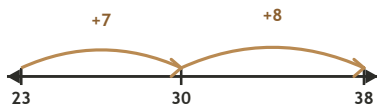
EXAMPLE Start at the smaller number. Jump to ten, then to the larger number.

EXAMPLE

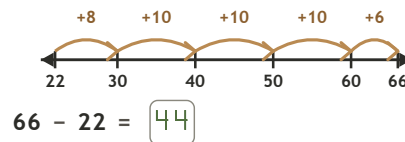


GUIDED PRACTICE Draw each jump on the number line, then write the difference.

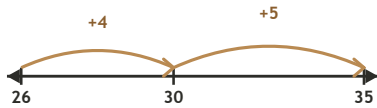
1



2



3



INDEPENDENT PRACTICE Find the change.

1 $871 - 106 = \underline{765}$

2 $591 - 173 = \underline{418}$

3 $710 - 354 = \underline{356}$

4 $741 - 433 = \underline{308}$

5 $550 - 257 = \underline{293}$

6 $886 - 697 = \underline{189}$

7 $602 - 149 = \underline{453}$

8 $523 - 469 = \underline{54}$

9 $878 - 339 = \underline{539}$

BUILD IT BACK Solve, then prove by adding the part back to the whole.

1 $871 - 106 = \underline{765}$
 check: $106 + \underline{765} = 871$

2 $591 - 173 = \underline{418}$
 check: $173 + \underline{418} = 591$

3 $710 - 354 = \underline{356}$
 check: $354 + \underline{356} = 710$

TEACHER NOTES Answer key & guidance

Answers: 765, 418, 356, 308, 293, 189, 453, 54, 539
 Common error: Adding the jumps incorrectly or skipping the landmark ten

Strategy: Count up to the next ten, then on.
 Prompt: "Which friendly ten lies between the two numbers?"

I used: jump to ten direct counting both