

## RELATIONAL ADDITION

QUARTER 2 • WEEK 15

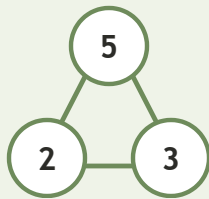
Addition as Joining • Connect

Objective: *Connect addition to its number family.*

**DO THIS** Use the three numbers to write the fact.

**CONNECT** Whole and two parts.

**EXAMPLE**



**NUMBER FAMILIES** Write the fact.

1

$8 + 1 = \square$

2

$7 + 2 = \square$

3

$7 + 1 = \square$

4

$2 + 2 = \square$

To add 1:  counted all  counted on  made ten

## RELATIONAL ADDITION

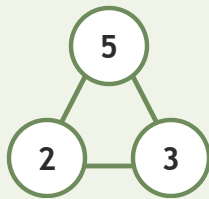
Addition as Joining • Connect

Objective: *Connect addition to its number family.*

**DO THIS** Use the three numbers to write the fact.

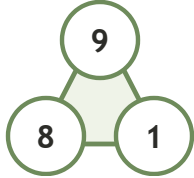
**CONNECT** Whole and two parts.

EXAMPLE



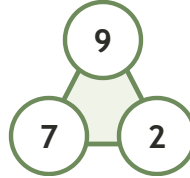
**NUMBER FAMILIES** Write the fact.

1



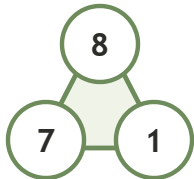
$$8 + 1 = \underline{9}$$

2



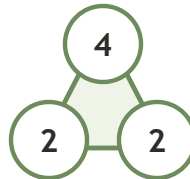
$$7 + 2 = \underline{9}$$

3



$$7 + 1 = \underline{8}$$

4



$$2 + 2 = \underline{4}$$

**TEACHER NOTES** Answer key & guidance

Answers: see page  
 Common error: Treating the picture and the symbol as unrelated.

Strategy: Link the model to the numeral or equation aloud.  
 Prompt: "Show me how you know."

To add I:  counted all  counted on  made ten