

COUNTING & CARDINALITY

QUARTER 2 • WEEK 10


Count 6 and 7 • Model

Objective: Show each quantity on a ten frame.

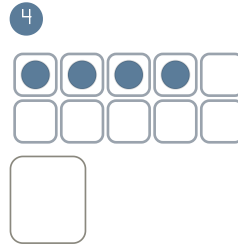
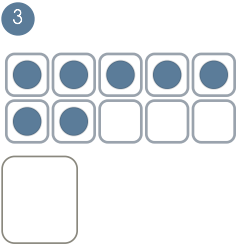
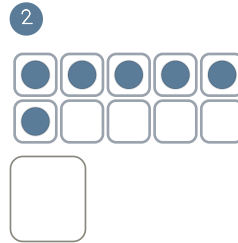
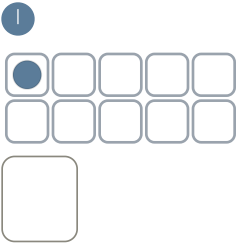
DO THIS Fill the frame, then write the number.

MODEL One counter in each box.


EXAMPLE



BUILD THE NUMBER Fill the frame to match.



COUNT AND WRITE Count each set. Write how many.



I counted by: touching each saying the last number checking twice

TEACHER EDITION

COUNTING & CARDINALITY

QUARTER 2 • WEEK 10

Count 6 and 7 • Model

Objective: Show each quantity on a ten frame.

DO THIS Fill the frame, then write the number.

MODEL One counter in each box.

EXAMPLE



BUILD THE NUMBER Fill the frame to match.

1



1

2



6

3



7


4



4

COUNT AND WRITE Count each set. Write how many.

1



6

2



4

3



6

4



3

TEACHER NOTES Answer key & guidance

Answers: see page
Common error: A model that does not match the labelled number.

Strategy: Have the child build the model before recording.
Prompt: "Show me how you know."

I counted by: touching each saying the last number checking twice