

## RELATIONAL SUBTRACTION

### Worksheet 2 • Model the Difference

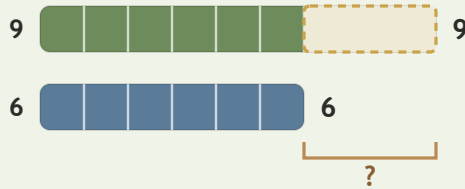
Objective: Use ten frames and bars to show the difference.

**DO THIS** Cross out the amount taken away, then write the difference.

**EXAMPLE** Cross out the part taken away, then write the equation.

**EXAMPLE**

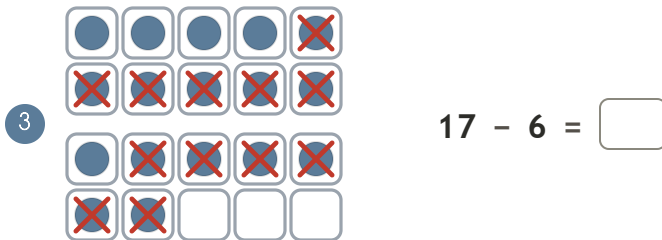
Show 9, cross out 6:



$$9 - 6 = \underline{3}$$

$$6 + \underline{3} = 9$$

**GUIDED PRACTICE** Count the cells left uncrossed, then write the difference.



**INDEPENDENT PRACTICE** Write the equation.

1  $4 - 3 = \square$

2  $6 - \square = 2$

3  $6 - 2 = \square$

**BUILD IT BACK** Prove it by rebuilding the whole.

1  $2 + \square = 12$

2  $1 + \square = 15$

3  $5 + \square = 19$

I modeled with:  ten frames  bars  both

TEACHER EDITION

## RELATIONAL SUBTRACTION

### Worksheet 2 • Model the Difference

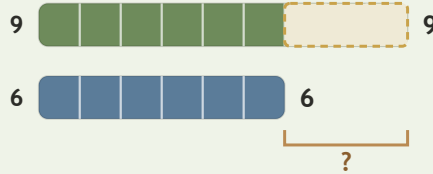
Objective: Use ten frames and bars to show the difference.

**DO THIS** Cross out the amount taken away, then write the difference.

**EXAMPLE** Cross out the part taken away, then write the equation.

**EXAMPLE**

Show 9, cross out 6:



$$9 - 6 = \underline{3}$$

$$6 + \underline{3} = 9$$


**GUIDED PRACTICE** Count the cells left uncrossed, then write the difference.



$9 - 3 = \underline{6}$



$9 - 5 = \underline{4}$



$17 - 6 = \underline{11}$

**INDEPENDENT PRACTICE** Write the equation.

1  $4 - 3 = \underline{1}$

2  $6 - 4 = \underline{2}$

3  $6 - 2 = \underline{4}$

**BUILD IT BACK** Prove it by rebuilding the whole.

1  $2 + \underline{10} = 12$

2  $1 + \underline{14} = 15$

3  $5 + \underline{14} = 19$

**TEACHER NOTES** Answer key & guidance

Answers: 1, 4, 4  
Common error: Crossing the wrong number of cells

Strategy: Cross out the part removed; count what is left  
Prompt: "How many cells are left uncrossed?"

I modeled with:  ten frames  bars  both

