

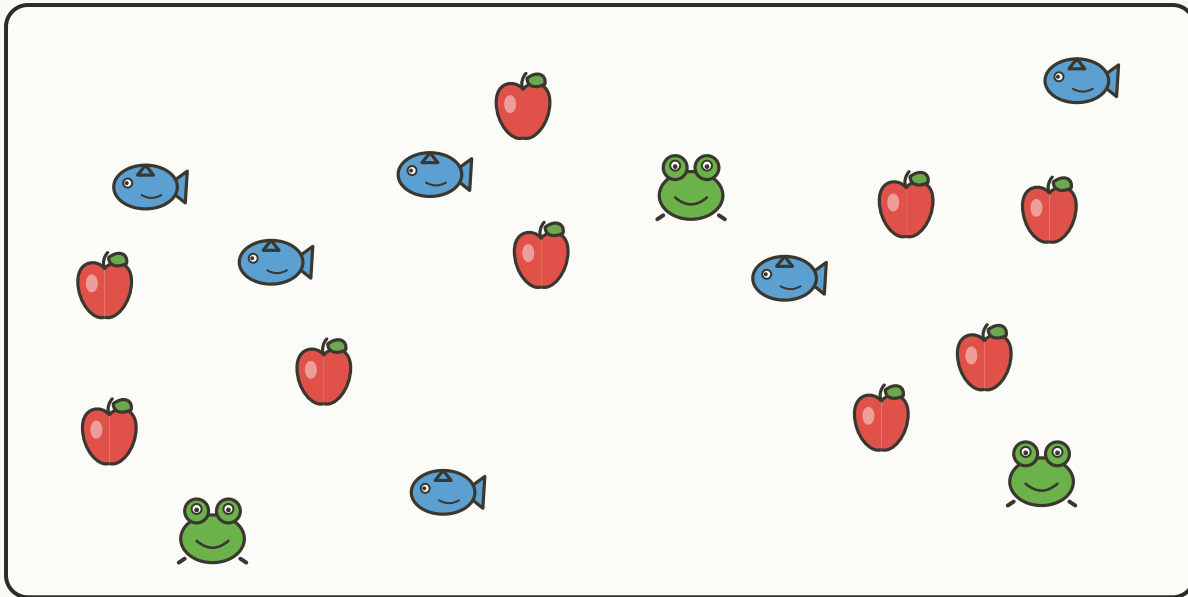
COUNT THE SCENE

Find, Count, and Graph

Objective: Find and count each kind, then show them on the graph.


DO THIS Find and count each kind of animal. Write the totals and compare.

THE SCENE Find every one and count carefully.



COUNT AND GRAPH Write how many, then color one box per object.

 =

 =

 =

	1	2	3	4	5	6	7	8	9	10
										
										
										

COMPARE Use your counts.

How many more apple than frog? $9 - 3 = \square$ How many in all?

To find them I: looked carefully counted each checked twice

TEACHER EDITION

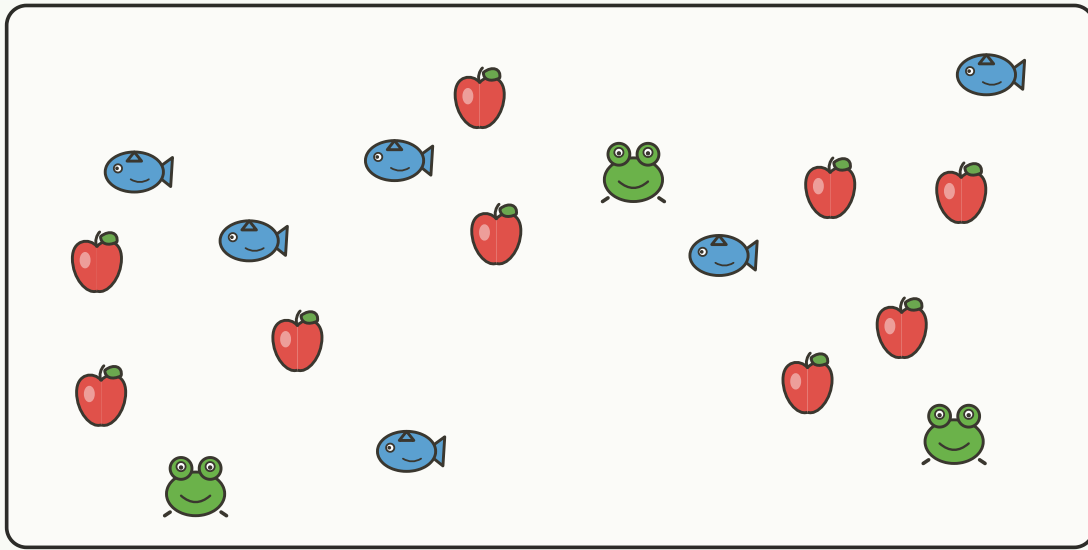
COUNT THE SCENE

Find, Count, and Graph


Objective: Find and count each kind, then show them on the graph.


DO THIS Find and count each kind of animal. Write the totals and compare.


THE SCENE Find every one and count carefully.

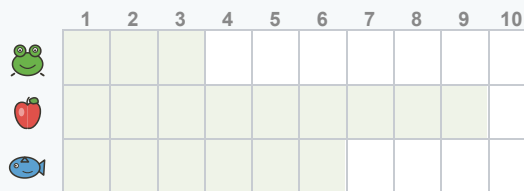


COUNT AND GRAPH Write how many, then color one box per object.

 = 3

 = 9

 = 6



COMPARE Use your counts.

How many more apple than frog? $9 - 3 = \underline{6}$ How many in all? 18

TEACHER NOTES Answer key & guidance

Answers: frog: 3, apple: 9, fish: 6
Common error: Counting one twice

Strategy: Cross off each as you count
Prompt: "Did you find them all?"

To find them I: looked carefully counted each checked twice