

RELATIONAL ADDITION

QUARTER 2 • WEEK 15


Addition as Joining • Model

Objective: *Model addition on a ten frame.*

DO THIS Show both parts, then write the sum.


MODEL Two colors, one whole.

EXAMPLE



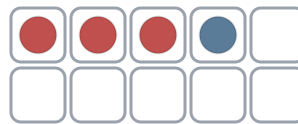
YOUR TURN Write the answer.

1



$$2 + 4 = \square$$

2




$$3 + 1 = \square$$

3



$$7 + 1 = \square$$

4



$$2 + 2 = \square$$

MORE PRACTICE Solve each one.

1 $8 + 2 = \square$

2 $3 + 7 = \square$

3 $8 + 1 = \square$

To add I: counted all counted on made ten



TEACHER EDITION

RELATIONAL ADDITION

QUARTER 2 • WEEK 15


Addition as Joining • Model

Objective: *Model addition on a ten frame.*

DO THIS Show both parts, then write the sum.

MODEL Two colors, one whole.

EXAMPLE




YOUR TURN Write the answer.

1



$$2 + 4 = \underline{6}$$

2




$$3 + 1 = \underline{4}$$

3



$$7 + 1 = \underline{8}$$

4



$$2 + 2 = \underline{4}$$

MORE PRACTICE Solve each one.

$$1 \quad 8 + 2 = \underline{10}$$

$$2 \quad 3 + 7 = \underline{10}$$

$$3 \quad 8 + 1 = \underline{9}$$

TEACHER NOTES Answer key & guidance

Answers: see page
Common error: A model that does not match the labelled number.

Strategy: Have the child build the model before recording.
Prompt: "Show me how you know."

To add 1: counted all counted on made ten