

DIVISION

Equal Groups

Objective: Share a group into equal parts, then count how many are in each group.

INSTRUCTION

Share the dots into equal groups, then count how many are in each group.

EXAMPLE

Follow the steps to solve it.



$$12 \div 3 = 4$$

Share equally. Put 12 dots into 3 equal groups, then count how many are in each group. Each group has 4.

INDEPENDENT PRACTICE

Share each group equally. Write how many are in each group.

1. $20 \div 4 = \underline{\quad}$
2. $18 \div 3 = \underline{\quad}$
3. $10 \div 5 = \underline{\quad}$
4. $9 \div 3 = \underline{\quad}$
5. $15 \div 5 = \underline{\quad}$
6. $25 \div 5 = \underline{\quad}$
7. $6 \div 3 = \underline{\quad}$
8. $30 \div 5 = \underline{\quad}$
9. $8 \div 2 = \underline{\quad}$
10. $12 \div 2 = \underline{\quad}$
11. $24 \div 4 = \underline{\quad}$
12. $6 \div 2 = \underline{\quad}$
13. $10 \div 2 = \underline{\quad}$
14. $12 \div 3 = \underline{\quad}$
15. $16 \div 4 = \underline{\quad}$

I solved by: made equal groups counted each group checked my count

TEACHER EDITION

DIVISION

Equal Groups

Objective: Share a group into equal parts, then count how many are in each group.

INSTRUCTION

Share the dots into equal groups, then count how many are in each group.

EXAMPLE

Follow the steps to solve it.












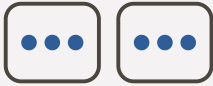





$$12 \div 3 = 4$$

Share equally. Put 12 dots into 3 equal groups, then count how many are in each group. Each group has 4.

INDEPENDENT PRACTICE

Share each group equally. Write how many are in each group.

1.  $20 \div 4 = \underline{5}$
2.  $18 \div 3 = \underline{6}$
3.  $10 \div 5 = \underline{2}$
4.  $9 \div 3 = \underline{3}$
5.  $15 \div 5 = \underline{3}$
6.  $25 \div 5 = \underline{5}$
7.  $6 \div 3 = \underline{2}$
8.  $30 \div 5 = \underline{6}$
9.  $8 \div 2 = \underline{4}$
10.  $12 \div 2 = \underline{6}$
11.  $24 \div 4 = \underline{6}$
12.  $6 \div 2 = \underline{3}$
13.  $10 \div 2 = \underline{5}$
14.  $12 \div 3 = \underline{4}$
15.  $16 \div 4 = \underline{4}$

I solved by: made equal groups counted each group checked my count