

MEASUREMENT & DIFFERENCE

Measurement Lab • Length, Time, and Money

Objective: Read a measure, then find the difference with the correct unit.

DO THIS Read each measure with its unit, then find the difference.

READ THE MEASURE Name the unit before you calculate.

EXAMPLE



Blue strip is 9 cm.

How much longer than 4 cm?

$$9 - 4 = \underline{5} \text{ cm}$$

LENGTH DIFFERENCE Find how much longer, in centimeters.

1



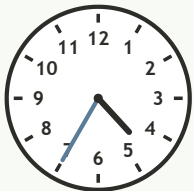
How much longer than 19 cm? $20 - 19 = \square$ cm

2



How much longer than 10 cm? $18 - 10 = \square$ cm

ELAPSED TIME Read the clock, then count on the minutes.



It is 4:35. What time is it 25 minutes later? $4:35 + 25 \text{ min} = \square$

MONEY DIFFERENCE How much change is left? Keep the dollar sign.

1

Have \$9.27, spend \$2.02.

$$\$9.27 - \$2.02 = \square$$

2

Have \$9.78, spend \$7.71.

$$\$9.78 - \$7.71 = \square$$

3

Have \$4.09, spend \$2.45.

$$\$4.09 - \$2.45 = \square$$

4

Have \$9.57, spend \$8.24.

$$\$9.57 - \$8.24 = \square$$

5

Have \$8.43, spend \$6.54.

$$\$8.43 - \$6.54 = \square$$

6

Have \$7.30, spend \$5.07.

$$\$7.30 - \$5.07 = \square$$

I kept the unit: cm minutes dollars

TEACHER EDITION

MEASUREMENT & DIFFERENCE

Measurement Lab • Length, Time, and Money

Objective: Read a measure, then find the difference with the correct unit.

DO THIS Read each measure with its unit, then find the difference.

READ THE MEASURE Name the unit before you calculate.

EXAMPLE



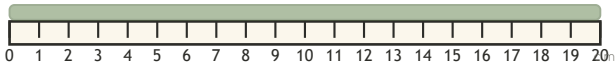
Blue strip is 9 cm.

How much longer than 4 cm?

$$9 - 4 = \underline{5} \text{ cm}$$

LENGTH DIFFERENCE Find how much longer, in centimeters.

1



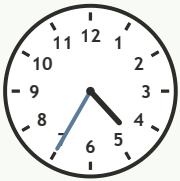
How much longer than 19 cm? $20 - 19 = \boxed{1}$ cm

2



How much longer than 10 cm? $18 - 10 = \boxed{8}$ cm

ELAPSED TIME Read the clock, then count on the minutes.



It is 4:35. What time is it 25 minutes later? $4:35 + 25 \text{ min} = \underline{5:00}$

MONEY DIFFERENCE How much change is left? Keep the dollar sign.

1

Have \$9.27, spend \$2.02.

$$\underline{\$9.27} - \underline{\$2.02} = \underline{\$7.25}$$

2

Have \$9.78, spend \$7.71.

$$\underline{\$9.78} - \underline{\$7.71} = \underline{\$2.07}$$

3

Have \$4.09, spend \$2.45.

$$\underline{\$4.09} - \underline{\$2.45} = \underline{\$1.64}$$

4

Have \$9.57, spend \$8.24.

$$\underline{\$9.57} - \underline{\$8.24} = \underline{\$1.33}$$

5

Have \$8.43, spend \$6.54.

$$\underline{\$8.43} - \underline{\$6.54} = \underline{\$1.89}$$

6

Have \$7.30, spend \$5.07.

$$\underline{\$7.30} - \underline{\$5.07} = \underline{\$2.23}$$

TEACHER NOTES Answer key & guidance

Answers: length, time and money differences
Common error: Dropping the unit or misreading the scale

Strategy: Read the scale, subtract, keep the unit
Prompt: "What unit is this measure in?"

I kept the unit: cm minutes dollars