

PATTERNS & LOGIC










QUARTER 1 • WEEK 9

Shapes, Patterns, and Review • Apply

Objective: *Finish each pattern.*

DO THIS Draw the next two shapes in each pattern.

CONTINUE EACH PATTERN Draw the next two.

				<input type="text"/>	<input type="text"/>		
						<input type="text"/>	<input type="text"/>
						<input type="text"/>	<input type="text"/>
						<input type="text"/>	<input type="text"/>

The rule was: repeat the unit grow by one I made my own

TEACHER EDITION

PATTERNS & LOGIC


QUARTER 1 • WEEK 9

Shapes, Patterns, and Review • Apply

Objective: *Finish each pattern.*

DO THIS Draw the next two shapes in each pattern.

CONTINUE EACH PATTERN Draw the next two.



TEACHER NOTES Answer key & guidance

Answers: see page

Strategy: Read each situation aloud; let the child interpret first.

Common error: Choosing an operation before understanding the situation.

Prompt: "Show me how you know."

The rule was: repeat the unit grow by one I made my own

