

RELATIONAL SUBTRACTION

Worksheet 2 • Model the Difference

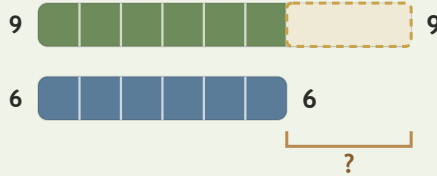
Objective: Use ten frames and bars to show the difference.

DO THIS Cross out the amount taken away, then write the difference.

EXAMPLE Cross out the part taken away, then write the equation.

EXAMPLE


Show 9, cross out 6:




$$9 - 6 = \underline{3}$$

$$6 + \underline{3} = 9$$

GUIDED PRACTICE Count the cells left uncrossed, then write the difference.



$18 - 15 = \square$



$18 - 12 = \square$



$19 - 12 = \square$

INDEPENDENT PRACTICE Write the equation.

1 $4 - 3 = \square$

2 $4 - \square = 2$

3 $7 - 4 = \square$

BUILD IT BACK Prove it by rebuilding the whole.

1 $6 + \square = 8$

2 $11 + \square = 14$

3 $4 + \square = 9$

I modeled with: ten frames bars both



TEACHER EDITION

RELATIONAL SUBTRACTION

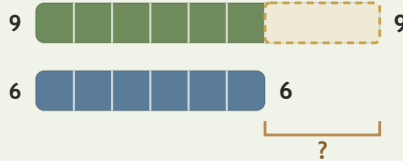
Worksheet 2 • Model the Difference

Objective: Use ten frames and bars to show the difference.

DO THIS Cross out the amount taken away, then write the difference.

EXAMPLE Cross out the part taken away, then write the equation.

EXAMPLE Show 9, cross out 6:



$$9 - 6 = \underline{3}$$

$$6 + \underline{3} = 9$$

GUIDED PRACTICE Count the cells left uncrossed, then write the difference.



$18 - 15 = \underline{3}$



$18 - 12 = \underline{6}$



$19 - 12 = \underline{7}$

INDEPENDENT PRACTICE Write the equation.

1 $4 - 3 = \underline{1}$

2 $4 - \underline{2} = 2$

3 $7 - 4 = \underline{3}$

BUILD IT BACK Prove it by rebuilding the whole.

1 $6 + \underline{2} = 8$

2 $11 + \underline{3} = 14$

3 $4 + \underline{5} = 9$

TEACHER NOTES Answer key & guidance

Answers: 1, 2, 3
Common error: Crossing the wrong number of cells

Strategy: Cross out the part removed; count what is left
Prompt: "How many cells are left uncrossed?"

I modeled with: ten frames bars both