

## COMPOSE & DECOMPOSE

QUARTER 2 • WEEK 14

Ways to Make 6 to 10 • Apply

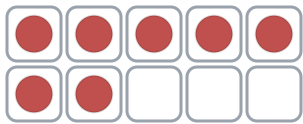
Objective: *Find a hidden part of the whole.*

**DO THIS** Some are hidden. Find the missing part.

**APPLY** How many are hidden?

1

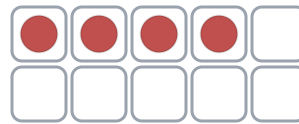
Some are hidden! 7 of 10 are showing.



$10 - 7 = \square$  hidden

2

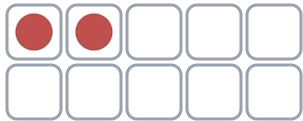
Some are hidden! 4 of 10 are showing.



$10 - 4 = \square$  hidden

3

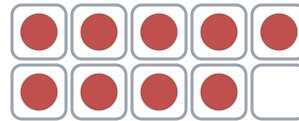
Some are hidden! 2 of 10 are showing.



$10 - 2 = \square$  hidden

4

Some are hidden! 9 of 10 are showing.



$10 - 9 = \square$  hidden

Two parts make:  the same whole  different ways  ten

## COMPOSE & DECOMPOSE

Ways to Make 6 to 10 • Apply

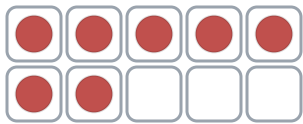
Objective: *Find a hidden part of the whole.*

**DO THIS** Some are hidden. Find the missing part.

**APPLY** How many are hidden?

1

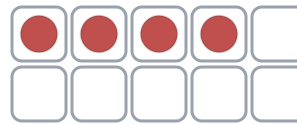
Some are hidden! 7 of 10 are showing.



$$10 - 7 = \underline{3} \text{ hidden}$$

2

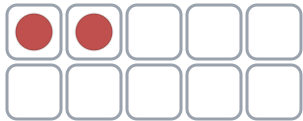
Some are hidden! 4 of 10 are showing.



$$10 - 4 = \underline{6} \text{ hidden}$$

3


Some are hidden! 2 of 10 are showing.



$$10 - 2 = \underline{8} \text{ hidden}$$

4

Some are hidden! 9 of 10 are showing.



$$10 - 9 = \underline{1} \text{ hidden}$$

### TEACHER NOTES Answer key & guidance

Answers: see page

Strategy: Read each situation aloud; let the child interpret first.

Common error: Choosing an operation before understanding the situation.

Prompt: "Show me how you know."

Two parts make:  the same whole  different ways  ten