

RELATIONAL SUBTRACTION

QUARTER 4 • WEEK 28

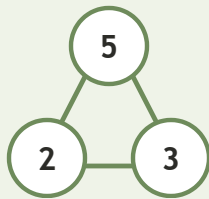
Addition and Subtraction Families • Connect

Objective: *Connect subtraction to its number family.*

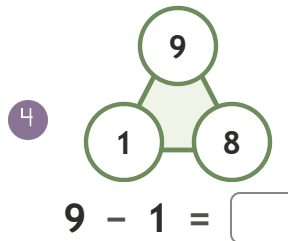
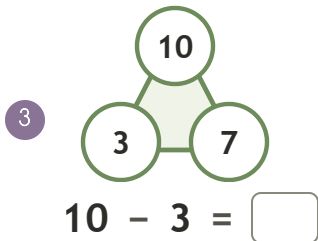
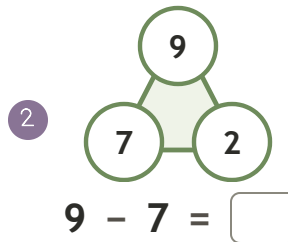
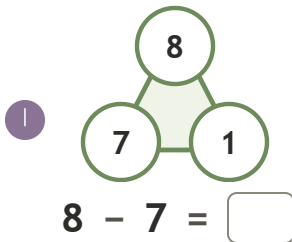
DO THIS Use the three numbers to write the fact.

CONNECT Whole and two parts.

EXAMPLE



NUMBER FAMILIES Write the fact.



To subtract I: took away counted up found the part

TEACHER EDITION

RELATIONAL SUBTRACTION

QUARTER 4 • WEEK 28

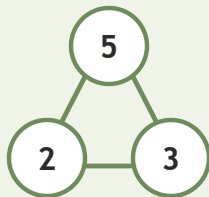
Addition and Subtraction Families • Connect

Objective: *Connect subtraction to its number family.*

DO THIS Use the three numbers to write the fact.

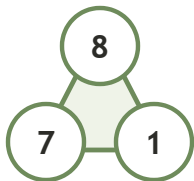
CONNECT Whole and two parts.

EXAMPLE



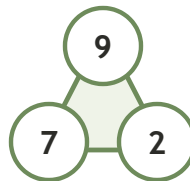
NUMBER FAMILIES Write the fact.

1



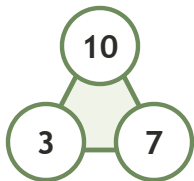
$$8 - 7 = \underline{1}$$

2



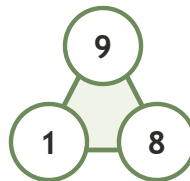
$$9 - 7 = \underline{2}$$

3



$$10 - 3 = \underline{7}$$

4



$$9 - 1 = \underline{8}$$

TEACHER NOTES Answer key & guidance

Answers: see page
Common error: Treating the picture and the symbol as unrelated.

Strategy: Link the model to the numeral or equation aloud.
Prompt: "Show me how you know."

To subtract I: took away counted up found the part

