

## COUNTING & CARDINALITY

QUARTER 2 • WEEK 11


Count 8 to 10 • Model

Objective: Show each quantity on a ten frame.

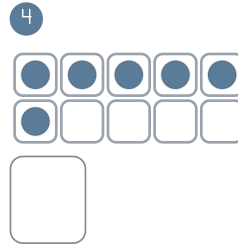
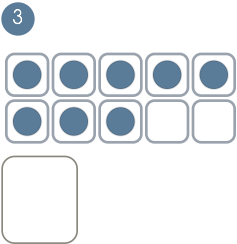
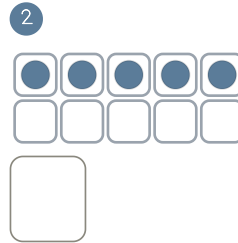
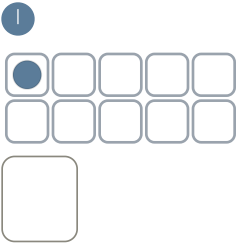
**DO THIS** Fill the frame, then write the number.

**MODEL** One counter in each box.



**EXAMPLE**



**BUILD THE NUMBER** Fill the frame to match.



**COUNT AND WRITE** Count each set. Write how many.



I counted by:  touching each  saying the last number  checking twice

TEACHER EDITION

## COUNTING & CARDINALITY

QUARTER 2 · WEEK 11

Count 8 to 10 • Model

Objective: Show each quantity on a ten frame.

**DO THIS** Fill the frame, then write the number.

**MODEL** One counter in each box.

**EXAMPLE**



**BUILD THE NUMBER** Fill the frame to match.

1



1

2



5

3



8


4



6


**COUNT AND WRITE** Count each set. Write how many.

1



7

2




8

3



8

4



8

**TEACHER NOTES** Answer key & guidance

Answers: see page  
Common error: A model that does not match the labelled number.

Strategy: Have the child build the model before recording.  
Prompt: "Show me how you know."

I counted by:  touching each  saying the last number  checking twice

