

DATA & GRAPHS

QUARTER 4 • WEEK 34

Data and Graphing • Fluency


Objective: *Build quick recall with related facts.*

DO THIS Complete each set. Look for the pattern.


STRATEGY Use what you already know.


Related facts help you remember.

FACT SETS Match each group to its numeral

1  →

2  →

3  →

4  →

FACT SETS One more than each number

$0 + 1 = \square$

$1 + 1 = \square$

$2 + 1 = \square$

$3 + 1 = \square$

$4 + 1 = \square$

$5 + 1 = \square$

$6 + 1 = \square$

$7 + 1 = \square$

NUMBER TRACK Fill in the missing numbers.

2 4 6 7 8 9 10

ACCURACY CHECK How did you do?

Correct: Corrected:



TEACHER EDITION

DATA & GRAPHS

QUARTER 4 • WEEK 34

Data and Graphing • Fluency



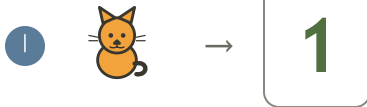
Objective: *Build quick recall with related facts.*

DO THIS Complete each set. Look for the pattern.

STRATEGY Use what you already know.

Related facts help you remember.

FACT SETS Match each group to its numeral



FACT SETS One more than each number

$0 + 1 = \underline{1}$

$1 + 1 = \underline{2}$

$2 + 1 = \underline{3}$

$3 + 1 = \underline{4}$

$4 + 1 = \underline{5}$

$5 + 1 = \underline{6}$

$6 + 1 = \underline{7}$

$7 + 1 = \underline{8}$

NUMBER TRACK Fill in the missing numbers.



ACCURACY CHECK How did you do?

Correct: Corrected:

