

## COMPOSE & DECOMPOSE

LABORATORY · L5

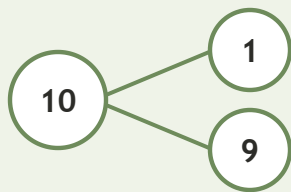
Part+Part+Whole • Build

Objective: *Show parts and whole with a number bond.*

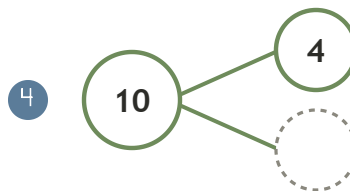
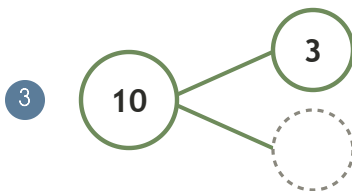
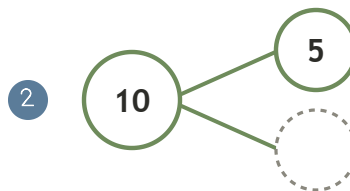
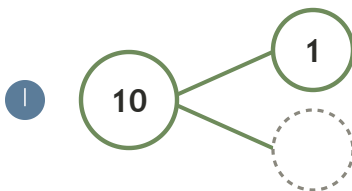
**DO THIS** Fill the missing part in each bond.

**MODEL** Whole on top, parts below.

**EXAMPLE**



**COMPLETE THE BOND** Write the missing part.



Two parts make:  the same whole  different ways  ten

TEACHER EDITION

## COMPOSE & DECOMPOSE

LABORATORY - L5

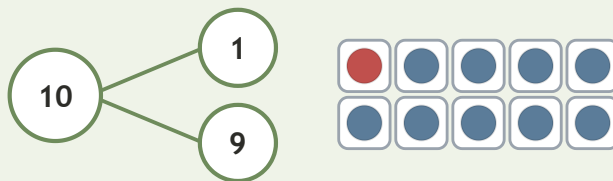
Part-Part-Whole • Build

Objective: *Show parts and whole with a number bond.*

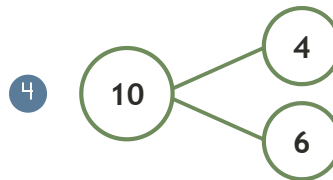
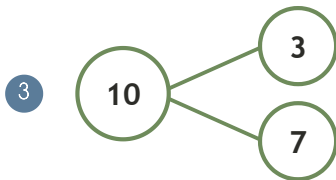
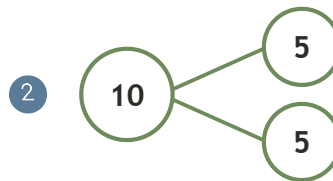
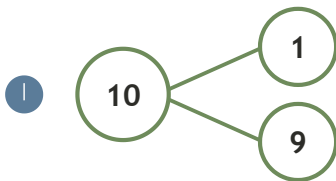
**DO THIS** Fill the missing part in each bond.

**MODEL** Whole on top, parts below.

**EXAMPLE**



**COMPLETE THE BOND** Write the missing part.



**TEACHER NOTES** Answer key & guidance

Answers: see page  
Common error: A model that does not match the labelled number.

Strategy: Have the child build the model before recording.  
Prompt: "Show me how you know."

Two parts make:  the same whole  different ways  ten