

RELATIONAL ADDITION

QUARTER 2 • WEEK 15


Addition as Joining • Model

Objective: *Model addition on a ten frame.*

DO THIS Show both parts, then write the sum.


MODEL Two colors, one whole.

EXAMPLE



YOUR TURN Write the answer.

1



$$7 + 1 = \square$$

2



$$5 + 4 = \square$$

3



$$6 + 2 = \square$$

4



$$1 + 2 = \square$$

MORE PRACTICE Solve each one.

1 $2 + 2 = \square$

2 $4 + 5 = \square$

3 $4 + 6 = \square$

To add I: counted all counted on made ten



RELATIONAL ADDITION


Addition as Joining • Model

Objective: *Model addition on a ten frame.*

DO THIS Show both parts, then write the sum.

MODEL Two colors, one whole.

EXAMPLE



YOUR TURN Write the answer.

1



$$7 + 1 = \underline{8}$$

2



$$5 + 4 = \underline{9}$$

3



$$6 + 2 = \underline{8}$$

4



$$1 + 2 = \underline{3}$$

MORE PRACTICE Solve each one.

$$1 \quad 2 + 2 = \underline{4}$$

$$2 \quad 4 + 5 = \underline{9}$$

$$3 \quad 4 + 6 = \underline{10}$$

TEACHER NOTES Answer key & guidance

Answers: see page
Common error: A model that does not match the labelled number.

Strategy: Have the child build the model before recording.
Prompt: "Show me how you know."

To add 1: counted all counted on made ten