

RELATIONAL SUBTRACTION

QUARTER 4 • WEEK 28

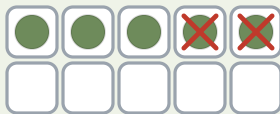
Addition and Subtraction Families • Model

Objective: *Model subtraction on a ten frame.*

DO THIS Cross out, then write the difference.

MODEL Cross out the part removed.

EXAMPLE



YOUR TURN Write the answer.

1



$$6 - 3 = \square$$

2



$$2 - 1 = \square$$

3



$$10 - 6 = \square$$

4



$$7 - 2 = \square$$

MORE PRACTICE Solve each one.

1 $8 - 1 = \square$

2 $3 - 2 = \square$

3 $8 - 7 = \square$

To subtract I: took away counted up found the part



TEACHER EDITION

RELATIONAL SUBTRACTION

QUARTER 4 • WEEK 28

Addition and Subtraction Families • Model

Objective: *Model subtraction on a ten frame.*

DO THIS Cross out, then write the difference.


MODEL Cross out the part removed.

EXAMPLE




YOUR TURN Write the answer.

1



$$6 - 3 = \underline{3}$$

2



$$2 - 1 = \underline{1}$$

3



$$10 - 6 = \underline{4}$$

4



$$7 - 2 = \underline{5}$$

MORE PRACTICE Solve each one.

$$1 \quad 8 - 1 = \underline{7}$$

$$2 \quad 3 - 2 = \underline{1}$$

$$3 \quad 8 - 7 = \underline{1}$$

TEACHER NOTES Answer key & guidance

Answers: see page
Common error: A model that does not match the labelled number.

Strategy: Have the child build the model before recording.
Prompt: "Show me how you know."

To subtract I: took away counted up found the part

