

## MEASUREMENT & TIME

LABORATORY · L10

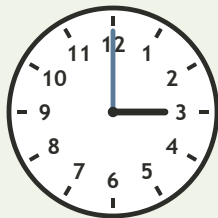
Clocks and Daily Time • Explore

Objective: *Read time to the hour.*

**DO THIS** Look at the hour hand. Write the time.

**DISCOVER** The short hand shows the hour.


**EXAMPLE**



3 : 00


**READ THE CLOCK** Write the time to the hour.

1




\_\_\_\_\_ : 00

2




\_\_\_\_\_ : 00

3



\_\_\_\_\_ : 00

4



\_\_\_\_\_ : 00

I compared:  length  time  value

TEACHER EDITION

## MEASUREMENT & TIME

LABORATORY · LI0


Clocks and Daily Time • Explore

Objective: *Read time to the hour.*

**DO THIS** Look at the hour hand. Write the time.

**DISCOVER** The short hand shows the hour.


EXAMPLE



3 : 00


**READ THE CLOCK** Write the time to the hour.

1




2:00

2




6:00

3



4:00

4



10:00

**TEACHER NOTES** Answer key & guidance

Answers: see page

Common error: Counting objects more than once or skipping objects.

Strategy: Introduce with the manipulatives named below.

Prompt: "Show me how you know."

I compared:  length  time  value