

RELATIONAL SUBTRACTION

Worksheet 1 • Discover the Change

Objective: Compare two groups and find how many more are needed to match.

DO THIS Look at the two groups. Add to the smaller group until both match. Write the change.

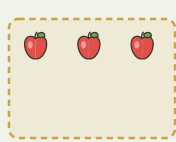
EXAMPLE Match the groups. Find what is missing.

EXAMPLE

A



B



Change = 3

$$8 - 5 = \underline{3}$$

$$5 + \underline{3} = 8$$

GUIDED PRACTICE Find how many more.

1



Make 10. How many more?

2



Make 10. How many more?

3



Make 10. How many more?

4



Make 7. How many more?

INDEPENDENT PRACTICE Find the change.

1 $10 - 7 = \square$

2 $11 - 5 = \square$

3 $8 - 7 = \square$

4 $14 - 5 = \square$

5 $17 - 13 = \square$

6 $10 - 6 = \square$

BUILD IT BACK Fill the missing number to build the whole.

1 $1 + \square = 4$

2 $1 + \square = 10$

3 $3 + \square = 4$

I solved by: matching groups counting up looking at the rows

TEACHER EDITION

RELATIONAL SUBTRACTION


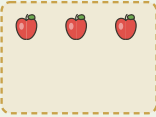

Worksheet 1 • Discover the Change

Objective: Compare two groups and find how many more are needed to match.



DO THIS Look at the two groups. Add to the smaller group until both match. Write the change.



EXAMPLE Match the groups. Find what is missing.



EXAMPLE


A   Change = 3
 $8 - 5 = \underline{3}$
 B  $5 + \underline{3} = 8$

GUIDED PRACTICE Find how many more.

1   6
 Make 10. How many more?

2   4
 Make 10. How many more?

3   8
 Make 10. How many more?

4   5
 Make 7. How many more?

INDEPENDENT PRACTICE Find the change.

1 $10 - 7 = \underline{3}$

2 $11 - 5 = \underline{6}$

3 $8 - 7 = \underline{1}$

4 $14 - 5 = \underline{9}$

5 $17 - 13 = \underline{4}$

6 $10 - 6 = \underline{4}$

BUILD IT BACK Fill the missing number to build the whole.

1 $1 + \underline{3} = 4$

2 $1 + \underline{9} = 10$

3 $3 + \underline{1} = 4$

TEACHER NOTES Answer key & guidance

Answers: 3, 6, 1, 9, 4, 4
 Common error: Counting matched objects instead of the gap

Strategy: Match one-to-one, count the unmatched
 Prompt: "Which objects have no partner?"

I solved by: matching groups counting up looking at the rows

