

## RELATIONAL SUBTRACTION

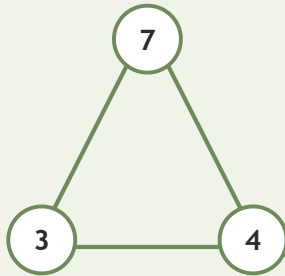
Worksheet 3 • Connect the Number Family

Objective: Use addition and subtraction facts that belong together.

**DO THIS** Use the three numbers to write the whole fact family.

**EXAMPLE** Use the same numbers to complete every related equation.

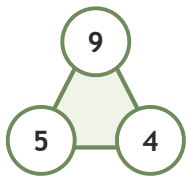
**EXAMPLE**



$$\begin{aligned} 3 + 4 &= 7 \\ 4 + 3 &= 7 \\ 7 - 3 &= 4 \\ 7 - 4 &= 3 \end{aligned}$$

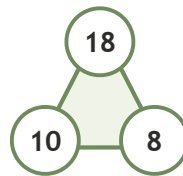
**GUIDED PRACTICE** Complete each fact family.

1



$$\begin{aligned} 5 + 4 &= \square \\ 4 + 5 &= \square \\ 9 - 5 &= \square \\ 9 - 4 &= \square \end{aligned}$$

2



$$\begin{aligned} 10 + 8 &= \square \\ 8 + 10 &= \square \\ 18 - 10 &= \square \\ 18 - 8 &= \square \end{aligned}$$

**INDEPENDENT PRACTICE** Write the missing fact.

1  $8 - \square = 6$

2  $\square - 11 = 4$

3  $20 - 8 = \square$

4  $9 + \square = 19$

5  $18 - \square = 10$

6  $\square - 1 = 8$

7  $18 - 10 = \square$

8  $12 + \square = 19$

9  $14 - \square = 4$

10  $\square - 10 = 5$

11  $11 - 5 = \square$

12  $14 + \square = 20$

**BUILD IT BACK** Prove the subtraction with addition.

1  $20 - 4 = \square$   
Check:  $4 + \square = 20$

2  $13 - 4 = \square$   
Check:  $4 + \square = 13$

3  $9 - 3 = \square$   
Check:  $3 + \square = 9$

I connected:  addition  subtraction  both

TEACHER EDITION

## RELATIONAL SUBTRACTION

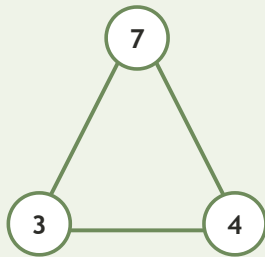
Worksheet 3 • Connect the Number Family

Objective: Use addition and subtraction facts that belong together.

**DO THIS** Use the three numbers to write the whole fact family.

**EXAMPLE** Use the same numbers to complete every related equation.

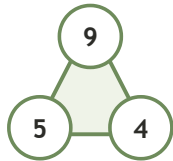
EXAMPLE



$$\begin{aligned} 3 + 4 &= 7 \\ 4 + 3 &= 7 \\ 7 - 3 &= 4 \\ 7 - 4 &= 3 \end{aligned}$$

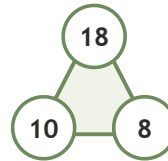
**GUIDED PRACTICE** Complete each fact family.

1



$$\begin{aligned} 5 + 4 &= \underline{9} \\ 4 + 5 &= \underline{9} \\ 9 - 5 &= \underline{4} \\ 9 - 4 &= \underline{5} \end{aligned}$$

2



$$\begin{aligned} 10 + 8 &= \underline{18} \\ 8 + 10 &= \underline{18} \\ 18 - 10 &= \underline{8} \\ 18 - 8 &= \underline{10} \end{aligned}$$

**INDEPENDENT PRACTICE** Write the missing fact.

1  $8 - \underline{2} = 6$

2  $\underline{15} - 11 = 4$

3  $20 - 8 = \underline{12}$

4  $9 + \underline{10} = 19$

5  $18 - \underline{8} = 10$

6  $\underline{9} - 1 = 8$

7  $18 - 10 = \underline{8}$

8  $12 + \underline{7} = 19$

9  $14 - \underline{10} = 4$

10  $\underline{15} - 10 = 5$

11  $11 - 5 = \underline{6}$

12  $14 + \underline{6} = 20$

**BUILD IT BACK** Prove the subtraction with addition.

1  $20 - 4 = \underline{16}$   
Check:  $4 + \underline{16} = 20$

2  $13 - 4 = \underline{9}$   
Check:  $4 + \underline{9} = 13$

3  $9 - 3 = \underline{6}$   
Check:  $3 + \underline{6} = 9$

**TEACHER NOTES** Answer key & guidance

Answers: 2, 15, 12, 10, 8, 9, 8, 7, 10, 15  
Common error: Treating addition and subtraction as unrelated rules

Strategy: Part + part = whole; whole - part = part  
Prompt: "What whole do these two parts build?"

I connected:  addition  subtraction  both