

DATA & GRAPHS

QUARTER 4 • WEEK 34

Data and Graphing • Fluency


Objective: *Build quick recall with related facts.*


DO THIS Complete each set. Look for the pattern.


STRATEGY Use what you already know.


Related facts help you remember.

FACT SETS Match each group to its numeral

1  →

2  →

3  →

4  →

FACT SETS One more than each number

$0 + 1 = \square$

$1 + 1 = \square$

$2 + 1 = \square$

$3 + 1 = \square$

$4 + 1 = \square$

$5 + 1 = \square$

$6 + 1 = \square$

$7 + 1 = \square$

NUMBER TRACK Fill in the missing numbers.

1

3

4

6

7

8

10

ACCURACY CHECK How did you do?

Correct:

Corrected:



TEACHER EDITION

DATA & GRAPHS

QUARTER 4 • WEEK 34

Data and Graphing • Fluency


Objective: *Build quick recall with related facts.*


DO THIS Complete each set. Look for the pattern.


STRATEGY Use what you already know.

Related facts help you remember.

FACT SETS Match each group to its numeral

1  → 10

2  → 3

3  → 6

4  → 3

FACT SETS One more than each number

$0 + 1 = \underline{1}$

$1 + 1 = \underline{2}$

$2 + 1 = \underline{3}$

$3 + 1 = \underline{4}$

$4 + 1 = \underline{5}$

$5 + 1 = \underline{6}$

$6 + 1 = \underline{7}$

$7 + 1 = \underline{8}$

NUMBER TRACK Fill in the missing numbers.

1

2

3

4

5

6

7

8

9

10

ACCURACY CHECK How did you do?

Correct:

Corrected:

