

RELATIONAL ADDITION

LABORATORY • L6

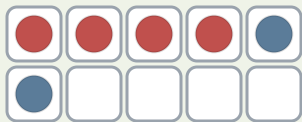
Number-Path Movement • Build

Objective: *Model addition on a ten frame.*

DO THIS Show both parts, then write the sum.

MODEL Two colors, one whole.

EXAMPLE




YOUR TURN Write the answer.

1



$$1 + 2 = \square$$

2



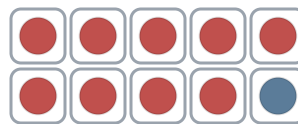
$$7 + 3 = \square$$

3



$$8 + 2 = \square$$

4



$$9 + 1 = \square$$

MORE PRACTICE Solve each one.

1 $3 + 3 = \square$

2 $2 + 3 = \square$

3 $4 + 1 = \square$

To add I: counted all counted on made ten

TEACHER EDITION

RELATIONAL ADDITION

LABORATORY · L6

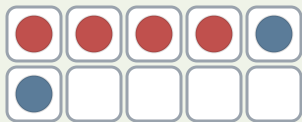
Number-Path Movement • Build

Objective: *Model addition on a ten frame.*

DO THIS Show both parts, then write the sum.

MODEL Two colors, one whole.

EXAMPLE



YOUR TURN Write the answer.

1



$$1 + 2 = \underline{3}$$

2



$$7 + 3 = \underline{10}$$

3



$$8 + 2 = \underline{10}$$

4



$$9 + 1 = \underline{10}$$

MORE PRACTICE Solve each one.

$$1 \quad 3 + 3 = \underline{6}$$

$$2 \quad 2 + 3 = \underline{5}$$

$$3 \quad 4 + 1 = \underline{5}$$

TEACHER NOTES Answer key & guidance

Answers: see page
Common error: A model that does not match the labelled number.

Strategy: Have the child build the model before recording.
Prompt: "Show me how you know."

To add 1: counted all counted on made ten