

DATA & GRAPHS


QUARTER 4 • WEEK 34


Data and Graphing • Spiral Review

Objective: *Practice this week's skill and earlier skills.*

DO THIS Solve each one. Use any strategy you know.

1 • COUNT Write how many.

1  →

2  →

2 • ADD Find the sum.

1 $2 + 5 = \square$

3 • SUBTRACT Find what is left.

1 $9 - 2 = \square$

4 • STORY Read and solve.

Ruth had 3 blocks. She gave away 2. How many blocks are left?

5 • PROVE Solve and check.

EXAMPLE $9 - 2 = \underline{7}$
 $2 + \underline{7} = 9$

This week I: got it almost need practice



TEACHER EDITION

DATA & GRAPHS


QUARTER 4 • WEEK 34

Data and Graphing • Spiral Review

Objective: *Practice this week's skill and earlier skills.*

DO THIS Solve each one. Use any strategy you know.

1 • COUNT Write how many.



2 • ADD Find the sum.

1 $2 + 5 = \underline{7}$

3 • SUBTRACT Find what is left.

1 $9 - 2 = \underline{7}$

4 • STORY Read and solve.

Ruth had 3 blocks. She gave away 2. How many blocks are left?

5 • PROVE Solve and check.

EXAMPLE $9 - 2 = \underline{7}$
 $2 + \underline{7} = 9$

TEACHER NOTES Answer key & guidance

Answers: see page
 Common error: Choosing an operation before understanding the situation.

Strategy: Read each situation aloud; let the child interpret first.
 Prompt: "Show me how you know."

This week I: got it almost need practice

