

COMPOSE & DECOMPOSE

LABORATORY · L4

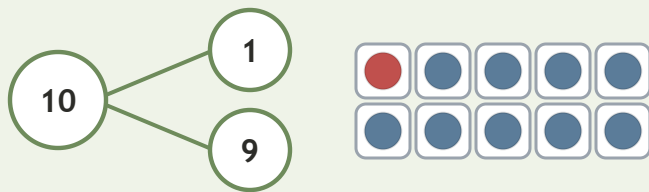
Ten-Frame Relationships • Build

Objective: *Show parts and whole with a number bond.*

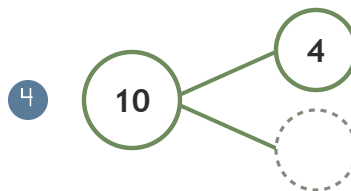
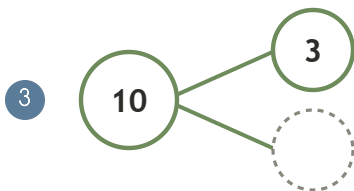
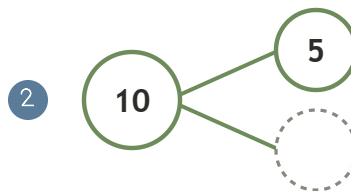
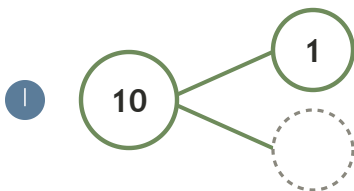
DO THIS Fill the missing part in each bond.

MODEL Whole on top, parts below.

EXAMPLE



COMPLETE THE BOND Write the missing part.



Two parts make: the same whole different ways ten

TEACHER EDITION

COMPOSE & DECOMPOSE

LABORATORY - L4

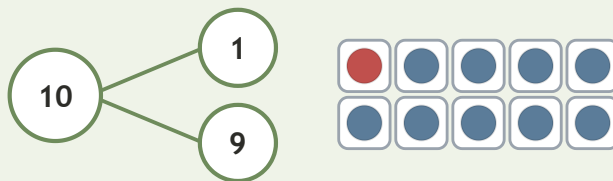
Ten-Frame Relationships • Build

Objective: *Show parts and whole with a number bond.*

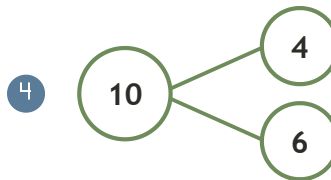
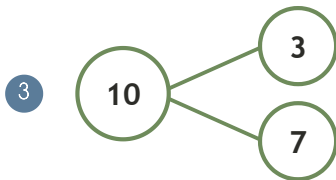
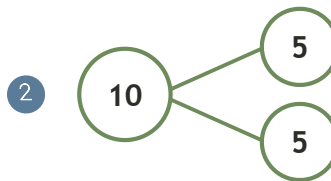
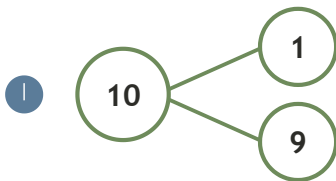
DO THIS Fill the missing part in each bond.

MODEL Whole on top, parts below.

EXAMPLE



COMPLETE THE BOND Write the missing part.



TEACHER NOTES Answer key & guidance

Answers: see page
Common error: A model that does not match the labelled number.

Strategy: Have the child build the model before recording.
Prompt: "Show me how you know."

Two parts make: the same whole different ways ten