

MEASUREMENT & TIME

LABORATORY · L10

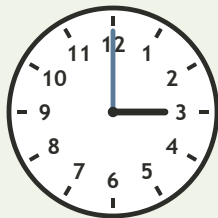
Clocks and Daily Time • Explore

Objective: *Read time to the hour.*

DO THIS Look at the hour hand. Write the time.

DISCOVER The short hand shows the hour.


EXAMPLE



3 : 00


READ THE CLOCK Write the time to the hour.

1




_____ : 00

2




_____ : 00

3



_____ : 00

4



_____ : 00

I compared: length time value

TEACHER EDITION

MEASUREMENT & TIME

LABORATORY · LI0


Clocks and Daily Time • Explore

Objective: *Read time to the hour.*

DO THIS Look at the hour hand. Write the time.

DISCOVER The short hand shows the hour.


EXAMPLE



3 : 00


READ THE CLOCK Write the time to the hour.

1




11:00

2




1:00

3



2:00

4



7:00

TEACHER NOTES Answer key & guidance

Answers: see page

Common error: Counting objects more than once or skipping objects.

Strategy: Introduce with the manipulatives named below.

Prompt: "Show me how you know."

I compared: length time value