

MEASUREMENT & TIME

LABORATORY · L10

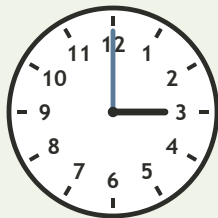
Clocks and Daily Time • Apply

Objective: *Read time to the hour.*

DO THIS Look at the hour hand. Write the time.

DISCOVER The short hand shows the hour.


EXAMPLE



3 : 00


READ THE CLOCK Write the time to the hour.

1




_____ : 00

2




_____ : 00

3



_____ : 00

4



_____ : 00

I compared: length time value



TEACHER EDITION

MEASUREMENT & TIME

LABORATORY · LI0


Clocks and Daily Time • Apply

Objective: *Read time to the hour.*

DO THIS Look at the hour hand. Write the time.

DISCOVER The short hand shows the hour.

EXAMPLE




READ THE CLOCK Write the time to the hour.

1




1:00

2




4:00

3



9:00

4



12:00

TEACHER NOTES Answer key & guidance

Answers: see page
Common error: Choosing an operation before understanding the situation.

Strategy: Read each situation aloud; let the child interpret first.
Prompt: "Show me how you know."

I compared: length time value

