

COMPOSE & DECOMPOSE

Ways to Make 6 to 10 • Apply

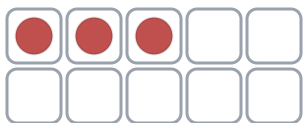
Objective: *Find a hidden part of the whole.*

DO THIS Some are hidden. Find the missing part.

APPLY How many are hidden?

1

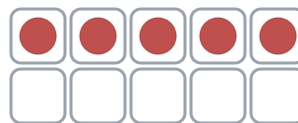
Some are hidden! 3 of 10 are showing.



$10 - 3 = \square$ hidden

2

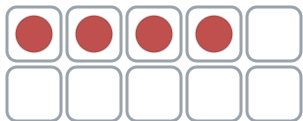
Some are hidden! 5 of 10 are showing.



$10 - 5 = \square$ hidden

3

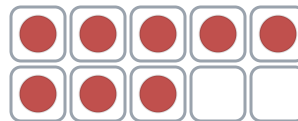
Some are hidden! 4 of 10 are showing.



$10 - 4 = \square$ hidden

4

Some are hidden! 8 of 10 are showing.



$10 - 8 = \square$ hidden

Two parts make: the same whole different ways ten

TEACHER EDITION

COMPOSE & DECOMPOSE

QUARTER 2 • WEEK 14

Ways to Make 6 to 10 • Apply

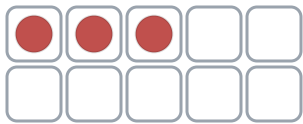
Objective: *Find a hidden part of the whole.*

DO THIS Some are hidden. Find the missing part.

APPLY How many are hidden?

1

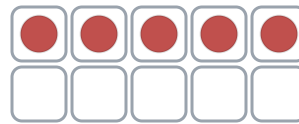
Some are hidden! 3 of 10 are showing.



$$10 - 3 = \underline{7} \text{ hidden}$$

2

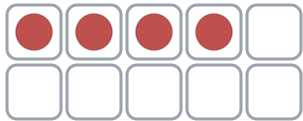
Some are hidden! 5 of 10 are showing.



$$10 - 5 = \underline{5} \text{ hidden}$$

3

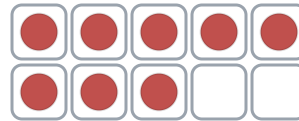
Some are hidden! 4 of 10 are showing.



$$10 - 4 = \underline{6} \text{ hidden}$$

4

Some are hidden! 8 of 10 are showing.



$$10 - 8 = \underline{2} \text{ hidden}$$

TEACHER NOTES Answer key & guidance

Answers: see page

Strategy: Read each situation aloud; let the child interpret first.

Common error: Choosing an operation before understanding the situation.

Prompt: "Show me how you know."

Two parts make: the same whole different ways ten