

RELATIONAL SUBTRACTION

Worksheet 1 • Discover the Change

Objective: Compare two groups and find how many more are needed to match.

DO THIS

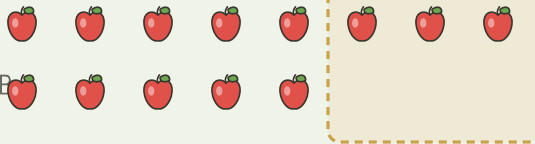
Look at the two groups. Add to the smaller group until both match. Write the change.

EXAMPLE

Match the groups. Find what is missing.

EXAMPLE

A



Change = 3

$$8 - 5 = \underline{3}$$

$$5 + \underline{3} = 8$$

GUIDED PRACTICE

Find how many more.

1



Make 5. How many more?

2



Make 7. How many more?

3



Make 9. How many more?

INDEPENDENT PRACTICE

Find the change.

1 $4 - 2 = \square$

2 $5 - 3 = \square$

3 $9 - 4 = \square$

BUILD IT BACK

Fill the missing number to build the whole.

1 $1 + \square = 9$

2 $4 + \square = 7$

3 $3 + \square = 7$

I solved by: matching groups counting up looking at the rows

TEACHER EDITION

RELATIONAL SUBTRACTION

Worksheet 1 • Discover the Change

Objective: Compare two groups and find how many more are needed to match.

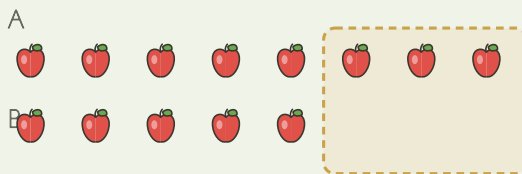
DO THIS

Look at the two groups. Add to the smaller group until both match. Write the change.

EXAMPLE

Match the groups. Find what is missing.

EXAMPLE



Change = 3

$$8 - 5 = \underline{3}$$

$$5 + \underline{3} = 8$$

GUIDED PRACTICE

Find how many more.

1



Make 5. How many more?

4


2



Make 7. How many more?

2

3



Make 9. How many more?

3

INDEPENDENT PRACTICE

Find the change.

1 $4 - 2 = \underline{2}$

2 $5 - 3 = \underline{2}$

3 $9 - 4 = \underline{5}$

BUILD IT BACK

Fill the missing number to build the whole.

1 $1 + \underline{8} = 9$

2 $4 + \underline{3} = 7$

3 $3 + \underline{4} = 7$

TEACHER NOTES

Answer key & guidance

Answers: 2, 2, 5

Common error: Counting matched objects instead of the gap

Strategy:

Prompt:

Match one-to-one, count the unmatched

"Which objects have no partner?"

I solved by: matching groups counting up looking at the rows