

DATA & GRAPHS

QUARTER 4 • WEEK 34

Data and Graphing • Fluency

Objective: *Build quick recall with related facts.*

DO THIS Complete each set. Look for the pattern.

STRATEGY Use what you already know.


Related facts help you remember.

FACT SETS Match each group to its numeral

1




2



3



4



FACT SETS One more than each number

$0 + 1 = \square$

$1 + 1 = \square$

$2 + 1 = \square$

$3 + 1 = \square$

$4 + 1 = \square$

$5 + 1 = \square$

$6 + 1 = \square$

$7 + 1 = \square$

NUMBER TRACK Fill in the missing numbers.

<input type="text"/>	2	3	<input type="text"/>	<input type="text"/>	6	7	8	9	10
----------------------	---	---	----------------------	----------------------	---	---	---	---	----

ACCURACY CHECK How did you do?

Correct: Corrected:



DATA & GRAPHS

Data and Graphing • Fluency



Objective: *Build quick recall with related facts.*

DO THIS Complete each set. Look for the pattern.

STRATEGY Use what you already know.

Related facts help you remember.

FACT SETS Match each group to its numeral



FACT SETS One more than each number

$0 + 1 = \underline{1}$

$1 + 1 = \underline{2}$

$2 + 1 = \underline{3}$

$3 + 1 = \underline{4}$

$4 + 1 = \underline{5}$

$5 + 1 = \underline{6}$

$6 + 1 = \underline{7}$

$7 + 1 = \underline{8}$

NUMBER TRACK Fill in the missing numbers.



ACCURACY CHECK How did you do?

Correct: Corrected:

