

## RELATIONAL SUBTRACTION

QUARTER 4 • WEEK 28

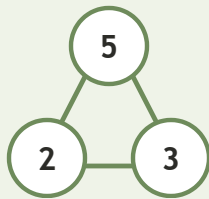
Addition and Subtraction Families • Connect

Objective: *Connect subtraction to its number family.*

**DO THIS** Use the three numbers to write the fact.

**CONNECT** Whole and two parts.

**EXAMPLE**



**NUMBER FAMILIES** Write the fact.

1

$6 - 5 = \square$

2

$5 - 1 = \square$

3

$6 - 3 = \square$

4

$8 - 6 = \square$

To subtract I:  took away  counted up  found the part



TEACHER EDITION

## RELATIONAL SUBTRACTION

QUARTER 4 • WEEK 28

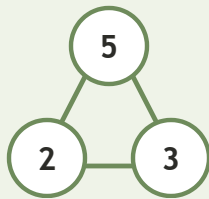
Addition and Subtraction Families • Connect

Objective: *Connect subtraction to its number family.*

**DO THIS** Use the three numbers to write the fact.

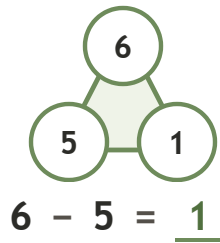
**CONNECT** Whole and two parts.

EXAMPLE

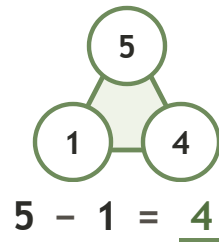


**NUMBER FAMILIES** Write the fact.

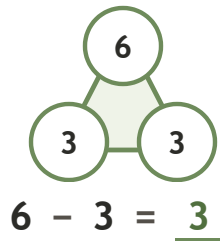
1



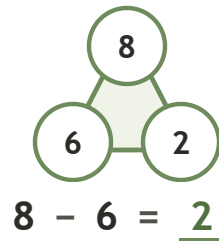
2



3



4



**TEACHER NOTES** Answer key & guidance

Answers: see page  
Common error: Treating the picture and the symbol as unrelated.

Strategy: Link the model to the numeral or equation aloud.  
Prompt: "Show me how you know."

To subtract I:  took away  counted up  found the part

