

RELATIONAL SUBTRACTION

QUARTER 2 • WEEK 16

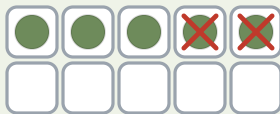
Subtraction as Separating • Model

Objective: *Model subtraction on a ten frame.*

DO THIS Cross out, then write the difference.

MODEL Cross out the part removed.

EXAMPLE



YOUR TURN Write the answer.

1



$$5 - 3 = \square$$

2




$$4 - 1 = \square$$

3



$$3 - 1 = \square$$

4



$$2 - 1 = \square$$

MORE PRACTICE Solve each one.

1 $5 - 2 = \square$

2 $5 - 1 = \square$

3 $3 - 2 = \square$

To subtract I: took away counted up found the part



RELATIONAL SUBTRACTION

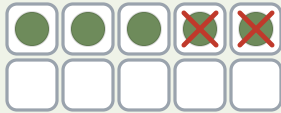
Subtraction as Separating • Model

Objective: *Model subtraction on a ten frame.*

DO THIS Cross out, then write the difference.

MODEL Cross out the part removed.

EXAMPLE




YOUR TURN Write the answer.

1



$$5 - 3 = \underline{2}$$

2



$$4 - 1 = \underline{3}$$

3



$$3 - 1 = \underline{2}$$

4



$$2 - 1 = \underline{1}$$

MORE PRACTICE Solve each one.

1 $5 - 2 = \underline{3}$

2 $5 - 1 = \underline{4}$

3 $3 - 2 = \underline{1}$

TEACHER NOTES Answer key & guidance

Answers: see page
Common error: A model that does not match the labelled number.

Strategy: Have the child build the model before recording.
Prompt: "Show me how you know."

To subtract I: took away counted up found the part

