

## MEASUREMENT & TIME

LABORATORY · L10

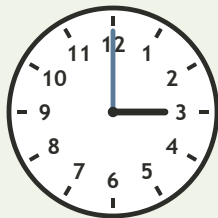
Clocks and Daily Time • Build

Objective: *Read time to the hour.*

**DO THIS** Look at the hour hand. Write the time.

**DISCOVER** The short hand shows the hour.


**EXAMPLE**



3 : 00


**READ THE CLOCK** Write the time to the hour.

1




\_\_\_\_\_ : 00

2




\_\_\_\_\_ : 00

3



\_\_\_\_\_ : 00

4



\_\_\_\_\_ : 00

I compared:  length  time  value

TEACHER EDITION

## MEASUREMENT & TIME

LABORATORY · LI0


Clocks and Daily Time • Build

Objective: *Read time to the hour.*

**DO THIS** Look at the hour hand. Write the time.

**DISCOVER** The short hand shows the hour.


EXAMPLE



3 : 00


**READ THE CLOCK** Write the time to the hour.

1




1:00

2




10:00

3



12:00

4



8:00

**TEACHER NOTES** Answer key & guidance

Answers: see page  
Common error: A model that does not match the labelled number.

Strategy: Have the child build the model before recording.  
Prompt: "Show me how you know."

I compared:  length  time  value