

COMPARISON & EQUALITY

QUARTER 4 • WEEK 30

Comparison Stories • Discover


Objective: *Compare two groups to see which has more.*

DO THIS Match the rows. Circle the group with more.


DISCOVER Line them up to compare.

EXAMPLE

A



B




Which row has more?
5 > 4


WHICH HAS MORE? Circle the group with more.

1

A




B




2

A



B



3

A




B




4

A



B



I compared by: matching counting looking at the rows

TEACHER EDITION

COMPARISON & EQUALITY

QUARTER 4 • WEEK 30

Comparison Stories • Discover


Objective: *Compare two groups to see which has more.*

DO THIS Match the rows. Circle the group with more.


DISCOVER Line them up to compare.

EXAMPLE

A



B




Which row has more?
5 > 4


WHICH HAS MORE? Circle the group with more.

1

A




B




2

A



B



3

A




B




4

A



B



TEACHER NOTES Answer key & guidance

Answers: see page
Common error: Counting objects more than once or skipping objects.

Strategy: Introduce with the manipulatives named below.
Prompt: "Show me how you know."

I compared by: matching counting looking at the rows