

MEASUREMENT & TIME

LABORATORY · L10

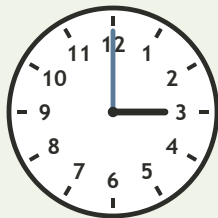
Clocks and Daily Time • Build

Objective: *Read time to the hour.*

DO THIS Look at the hour hand. Write the time.

DISCOVER The short hand shows the hour.


EXAMPLE



3 : 00


READ THE CLOCK Write the time to the hour.

1




_____ : 00

2




_____ : 00

3



_____ : 00

4



_____ : 00

I compared: length time value

TEACHER EDITION

MEASUREMENT & TIME

LABORATORY · LI0


Clocks and Daily Time • Build

Objective: *Read time to the hour.*

DO THIS Look at the hour hand. Write the time.

DISCOVER The short hand shows the hour.


EXAMPLE



3 : 00


READ THE CLOCK Write the time to the hour.

1




11:00

2




12:00

3



5:00

4



1:00

TEACHER NOTES Answer key & guidance

Answers: see page
Common error: A model that does not match the labelled number.

Strategy: Have the child build the model before recording.
Prompt: "Show me how you know."

I compared: length time value